

F00RJ00375 Injection Valve Set Technical File

SKU1:G1S8F00RJ00375

SKU2:G1L10F00RJ00375

SKU3:L1000B2BJ00375F

OTHER SERIES

**INJECTION
VALVE
SET**



F00RJ00375 Injection Valve Set Technical File

Content

1. F00RJ00375 Injection Valve Set Introduction	3
1.1. F00RJ00375 Injection Valve Set Basic Information	3
1.2. F00RJ00375 Injection Valve Set Application Information.....	3
1.3. F00RJ00375 Injection Valve Set Specifications and Dimensions Parameters	3
1.4. F00RJ00375 Injection Valve Set Quality Control	3
1.5. F00RJ00375 Injection Valve Set Customized Service.....	4
1.6. F00RJ00375 Injection Valve Set Spare Parts & Packing List.....	5
1.7. F00RJ00375 Injection Valve Set Warranty Instructions.....	6
1.8. F00RJ00375 Injection Valve Set Storage Standard	6
2. F00RJ00375 Injection Valve Set Technical Support	7
2.1. F00RJ00375 Injection Valve Set Installation Precautions	7
2.2. F00RJ00375 Injection Valve Set Replacement Conditions.....	8
2.3. F00RJ00375 Injection Valve Set Technical Support Obtaining Methods.....	9
3. F00RJ00375 Injection Valve Set Purchase and Delivery.	9
3.1. F00RJ00375 Injection Valve Set Purchase Payment Terms.....	9
3.2. F00RJ00375 Injection Valve Set Main Sales Market.	9
3.3. F00RJ00375 Injection Valve Set Declaration Requirements.....	9
3.4. F00RJ00375 Injection Valve Set Shipping Ways	9
3.5. F00RJ00375 Injection Valve Set Lead Time	9
3.6. F00RJ00375 Injection Valve Set Logistics Time for Destination Out of China's Areas.....	9
3.7. F00RJ00375 Injection Valve Set Packing	10
4. Company Information.....	11
4.1. Company Introduction	11
4.2. Contact Information.....	11
5. Copyright Statement.....	11

F00RJ00375 Injection Valve Set Technical File

1. F00RJ00375 Injection Valve Set Introduction

The injection valve set is a critical component of the injector system, comprising the valve stem and valve cap. It is housed in the control room within the injector body and plays a pivotal role in controlling oil injection and return. This set is not only a core component but also prone to high damage rates.

Valve Cap Inspection: Use a microscope to inspect the contact surface between the valve cap and the ball for any signs of damage. If damage is detected, the valve cap should be replaced promptly.

Valve Stem Inspection:

Top of Valve Stem: Examine the top of the valve stem for any surface damage. A change in the original silver color to white indicates damage, necessitating a replacement.

Contact Area with Injector: Similarly, inspect the valve stem's contact area with the injector for surface damage. Any change from the original silver color to white indicates the need for replacement.

1.1. F00RJ00375 Injection Valve Set Basic Information

Title	F00RJ00375 Injection Valve Set China Made New
SKU	G1S8F00RJ00375/G1L10F00RJ00375/L1000B2BJ00375F

1.2. F00RJ00375 Injection Valve Set Application Information

1) F00RJ00375 Injection Valve Set Adapted Vehicle Information

Injector Part Number	Car Model	OE Number	OE Number	OE Number
0 445 120 006	MERCEDES-BENZ	ME 355278	/	/
	MITSUBISHI	ME355278	/	/

2) F00RJ00375 Injection Valve Set Adapted injector Information

Injector Series	Injector Part Number	System Pressure	Re-manufactured Part Number	System Pressure	Universal Number	System Pressure
CRIN1-14/16	0 445 120 007	1400	0 986 435 632	1400	/	/

3) F00RJ00375 Injection Valve Set Part Number Common Writing

F00RJ00375, F00RJ00375, F 00R J00 375, F 00R J00 375, F00R J00 375, F00R J00 375, F00RJ00 375, F00RJ00 375, F 00R J00375, F 00R J00375, F 00R J00375, F 00R J00375, F 00R J00375, F00R J00375, F00R J00375

1.3. F00RJ00375 Injection Valve Set Specifications and Dimensions Parameters

Injection Valve Set Size: 13 cm*2 cm *2 cm

Injection Valve Set Box Size: 14 cm *3 cm *3 cm

Injection Valve Set Packing Size: 31 cm *12 cm

Injection Valve Set Net Weight: 0.03kg

Injection Valve Set Gross Weight: 0.03kg

Injection Valve Set Quality: China Made New

Injection Valve Set MOQ: 4PC

1.4. F00RJ00375 Injection Valve Set Quality Control

1) Injection Valve Set Testing

All parts of the injection valve set have undergone precision testing, high temperature testing, low temperature testing, withstand pressure testing, leakage testing, durability testing, and various working conditions testing.

2) Injection Valve Set Inspection




The factory inspection of the injection valve set is undergone three inspections: full inspection, random inspection, and batch inspection. Different brands of test benches are used to test the same injection valve set for more than three times for factory inspection, and the injection valve set 's installation and testing environment are progressed in dust-free workshop.

3) Injection Valve Set Installation

When matching the valve cap and valve steam, Shumatt strictly complies with the standard of valve cap and valve stem clearance technical indicators to ensure that each injection valve set meets the factory standards and use standards.

1.5. F00RJ00375 Injection Valve Set Customized Service

1) **Injection Valve Set Customized Service Coverage:** Meet the customized needs of OEM manufacturers for valve color and lustre, valve cap groove customization, valve cap lettering ,valve cap logo engraving, valve cap QR code engraving, injection valve set internal packaging, injection valve set external packaging and label customization needs.

No.	1	2
Image		
Name	Valve Cap Color And Lustre	Valve Cap Color And Lustre
Description	Customized 1000 pieces (white color is optional)	Customized 1000 pieces (purple red color is optional)
No.	3	4
Image		
Name	Valve Cap Groove Customization	Valve Cap Lettering, Logo Engraving, QR Code Engraving Customization
No.	5	6
Image		
Name	Valve Set Box	Valve Set Box
Description	Rectangle is optional	Cylindrical is optional
No.	7	8
Image		
Name	Valve Set Bag	Valve Set Label 7cm*5cm

2) Injection Valve Set Customized Service Requirements:

The purchase of **customized injection valve set package** is no less than 100 pieces.

The purchase of **customized valve set groove** is no less than 100 pieces.

The purchase of **customized valve set** is no less than 1000 pieces.






The purchase of **customized valve cap engraving** is no less than 1000 pieces.

The purchase of **customized valve color** is no less than between 1000 -10000 pieces.

⚠ When the customized products involve the need of specify logo, the OEM manufacturer is asked to provide trademark authorization and the sample of logo image file.

⚠ Once the customized injection valve set is sold, it can not be returned or exchanged if there is no quality problems.

1.6. F00RJ00375 Injection Valve Set Spare Parts & Packing List

No.	1	2
Image		
Name	Injection Valve Set	Injection Valve Set Anti-rust Paper
Description	Injection valve set part number F00RJ00375	Prevent the injection valve set from rusting
No.	3	4
Image		
Name	Injection Valve Set Box (Rectangle)	Injection Valve Set Box (Cylindrical)
Description	Protect the injection valve set from being damaged by colliding	Protect the injection valve set from being damaged by colliding
No.	5	6
Image		/
Name	VCI Anti-rust Bag	/
Description	Prevent the injection valve set from rusting	/

⚠ Minors are prohibited from using the injection valve set, valve set anti-rust paper, valve assembly box, and VCI anti-rust bag to avoid personal injury.

⚠ The Valve Set box is recyclable and can be reused.

⚠ VCI anti-rust bag is non-degradable material, please dispose of it properly after use.

1.7. F00RJ00375 Injection Valve Set Warranty Instructions

1) Injection Valve Set Warranty Conditions and Instructions

It is necessary to provide pictures, videos, or test reports detected by the injection valve set inspection equipment when the valve set is abnormal during use as evidence to feed back to the salesman.

Abnormal conditions are properly explained such as: 1. Smoke, 2. Engine shake, 3. Difficulty starting the engine, 4. Engine noise, 5. Oil leakage and other abnormal conditions.

The above condition may also be affected by other components of the injector. If it is confirmed by our company to be a product problem, it is within the scope of the subsidy.

2) Injection Valve Set Warranty Coverage

Within 15 days after customer receives the F00RJ00375 injection valve set, if there is a performance failure and the product has no appearance damage, customer can choose to replace it;

If the F00RJ00375 injection valve set has performance problems during the warranty period (6-12 months), and it is confirmed that it is product's problems after being tested, you can contact our salesmen to replace the same model for free;

If the product is confirmed to be fault-free, the product will be returned.

3) Injection Valve Set Out of Warranty Coverage

① The warranty period has expired, not covered by warranty.

② Injection valve set failure caused by high temperature, high pressure, humidity, rain and snow, saline-alkali land, earthquake, and used in abnormal environment.

③ Injection valve set damage caused by man-made reasons (throwing, strong magnetic field magnetization, set fire).

④ Injection valve set failure or injector damage caused by non-injector design, technology, manufacturing, quality and other issues.

⑤ Injection valve set failure due to system pressure exceeding system approved pressure.

⑥ Injection valve set failure caused by impurities (water, lead, aluminum powder, iron powder, sulfide) in the system fuel exceeding the standard requirements.

⑦ Injection valve set failure caused by not installing according to the tightening torque specified in the vehicle engine maintenance manual (the tightening torque is too large or too small).

⑧ Injection valve set failure caused by not following the installation angle specified in the injector maintenance manual.

⑨ Injection valve set failure caused by not following the cleaning requirements specified in the injector maintenance manual.

⑩ Injection valve set failure caused by failure to replace consumable parts as specified in the injector maintenance manual.

1.8. F00RJ00375 Injection Valve Set Storage Standard

1) Choose a Suitable Storage Place

The warehouse and cargo yard where the fuel injection valve set is stored should be kept clean and dry, and away from the factory buildings that generate harmful gases and dust; do not mix with acid, alkali, salt and other substances; the storage place should have a good drainage system; the cargo yard should be flattened with gravel or furnace ash etc. to enhance the water permeability of the surface layer to keep the reservoir area dry.

2) Strict Requirements of Warehousing

Strict inspections should be carried out when the fuel injector valve assemblies are put into storage, the surface cleaning work should be done well to remove water traces, oil stains, ash and other dirt, remove the rust and do anti-rust treatment in time. Packaged injection valve set must be protected from damage.

3) Keep The Warehouse Dry And Preventing Moisture

The relative humidity is usually below 70% for the fuel injector Valve Set placed in the room, and the corrosion of the fuel injection valve set is significantly reduced.

Injection valve set must be stored in the warehouse, and they are forbidden to store in the same warehouse with commodities with high water content.

4) Stack Properly

After the injection valve set is exposed to rain, the corrosion rate will increase significantly. The purpose of sealing is to isolate the injection valve set from rainwater and humid air, so the warehouse window should be checked in time to avoid rainwater entering the warehouse

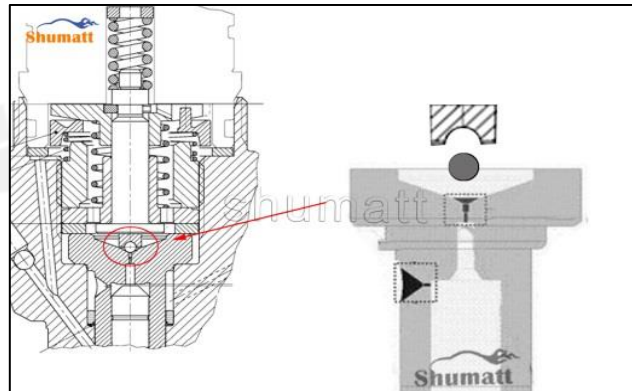
If the injection valve set package is damaged, it should be repaired or replaced; when the package is damp, the packaging material should be dried; if the original anti-corrosion and oil applied at the factory is found to be damaged or dried up, it should be cleaned and re-applied oil in time.

- ⚠ It is forbidden to leave the injection valve set exposed in the air for a long time.
- ⚠ It is forbidden to store acid, alkali, salt and other substances together with the injection valve set.
- ⚠ The unpacked injection valve set must be rust-proof during secondary storage.

2. F00RJ00375 Injection Valve Set Technical Support

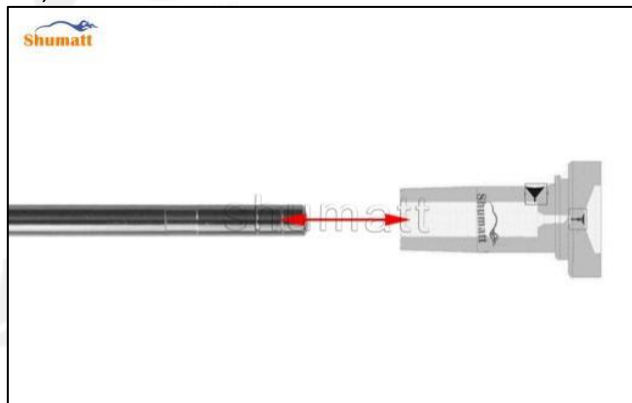
2.1. F00RJ00375 Injection Valve Set Installation Precautions

- 1) Clean the injection valve set in an ultrasonic cleaner for 3-5 minutes before installation, so as to make the stains, dust, rust-proof oil oxides, paraffin base, naphthenic base, intermediate base, salt, lead naphthenate, zinc naphthenate, sodium petroleum sulfonate, barium petroleum sulfonate, calcium petroleum sulfonate, tallow diamine trioleate, rosinamine on the surface of the injection valve set fall off.
- 2) Use compressed air to clean the cleaning fluid attached to the surface of the injection valve set after cleaning, and clean it up to the standard of use.
- 3) When installing the steel ball and ball seat, pay attention to the steel ball should close tightly to the oil return hole at the top of the valve cap, as shown below:



Pic No.1

- 4) When installing the valve stem, make sure that the valve stem and the bonnet must ensure that the valve stem can move smoothly in it, as shown below:



Pic No.2







- 5) When installing the injection valve set, the oil inlet position should be 180° between the oil inlet position of the injector body.

⚠ If the injector steel ball and the ball seat are not installed in accordance with the standard, it may cause serious damage to the injection valve set.

2.2. F00RJ00375 Injection Valve Set Replacement Conditions

1) Valve Cap




Under the microscope, magnify 20 times to check that the oil inlet hole of the valve cap and the oil return hole of the bonnet are not worn, grooved, scratched, damaged, rusted or dented.

No.	1	2	3
Image			
Description	Injection valve cap oil inlet hole location	Injection valve cap oil return hole location	The oil inlet and oil return holes of the injection valve cap are free of wear, grooves, scratches, damage, rust, dents, which do not need to be replaced
No.	4	5	6
Image			
Description	The injection valve cap oil hole is recessed and needs to be replaced	The injection valve cap oil hole is worn and needs to be replaced	The injection valve cap oil hole is punched and needs to be replaced

- ⚠ The wear of the top oil return hole causes the oil return to be too large and the leaking injector cannot inject oil.
- ⚠ The oil inlet hole on the side is blocked, causing the injector to fail to establish the pressure chamber and the injector cannot work normally
- ⚠ Wear of the oil chamber of the valve cap will cause fuel injector failure. In severe cases, the fuel injector will not work properly.

2) Valve Stem

Magnify 20 times under a microscope to check whether the valve stem is worn, the surface is not smooth, discolored, or rusty.

No.	1	2	3
Image			
Description	The valve stem is worn out and needs to be replaced	The valve stem surface is not smooth and colorless, and it needs to be replaced	The valve stem is rusty and needs to be replaced

- ⚠ The excessive clearance between the valve stem wear, housing and the valve cap will causes injector lag.
- ⚠ The valve stem lag will cause the injector to start the solenoid to start, and the oil needle can not return quickly after the nozzle is opened.

⚠ Check the injector components before replacing the injection valve set according following the injector service manual to avoid further damage to the injection valve set after replacement.

2.3. **F00RJ00375** Injection Valve Set Technical Support Obtaining Methods

- 1) Injection Valve Set Technical Data: <https://www.injectionvalveset.com/download/>
- 2) Injection Valve Set Videos: <https://www.injectionvalveset.com/videos/>
- 3) Injection Valve Set Encyclopedia: <https://www.injectionvalveset.com/category/news/encyclopedia/>

3. **F00RJ00375** Injection Valve Set Purchase and Delivery.

3.1. **F00RJ00375** Injection Valve Set Purchase Payment Terms

Payment Terms: T/T, PayPal, Alipay, WeChat

⚠ Please contact our salesmen for specific payment information.

3.2. **F00RJ00375** Injection Valve Set Main Sales Market.

Injection Valve Set main sales markets: Asia, Europe, North America, South America, Africa etc.

3.3. **F00RJ00375** Injection Valve Set Declaration Requirements

We can assist customers to provide the following documents for import customs clearance: contract, invoice, packing list, bill of lading, insurance policy, certificate of origin, etc.

3.4. **F00RJ00375** Injection Valve Set Shipping Ways

Destination in China areas: SF Express, Debon Express, the corresponding logistics company can be provided according to customer requirements in special cases.

Destinations out of China's areas: DHL, UPS, FedEx, TNT air, ocean or other shipping methods required by customers.

3.5. **F00RJ00375** Injection Valve Set Lead Time

Lead time: Send out within 3 – 7 working days after receiving payment(Except for special products and special cases).

3.6. **F00RJ00375** Injection Valve Set Logistics Time for Destination Out of China's Areas

DHL Logistics Time:

Country or Region of Departure	Hong Kong, China	Other Countries or Regions of Asia	Australia and New Zealand	Europe	America	Other Countries
China's Mainland	7 Days	7 Days	8 Days	8 Days	8-12 Days	7-10 Days

UPS Logistics Time:Country or Region of Departure: China's Mainland

Country of Destination	Estimated Arrival Time	Country of Destination	Estimated Arrival Time	Country of Destination	Estimated Arrival Time
Japan	3 Days	UK	5-7 Days	Egypt	5-7 Days
Turkey	5-7 Days	Singapore	3 Days	Switzerland	5-7 Days
Bahrain	5-7 Days	Latvia	7-10 Days	New Zealand	7-10 Days
Sri Lanka	5-7 Days	Thailand	3 Days	Austria	5-7 Days
Romania	5-7 Days	Vietnam	3-5 Days	Estonia	5-7 Days
Malaysia	3-5 Days	Israel	5-7 Days	Mexico	7-10 Days
France	5-7 Days	America	5-7 Days	United Arab Emirates	5-7 Days
Italy	5-7 Days	Netherlands	5-7 Days	Bengal	7-10 Days
Lebanon	5-7 Days	Philippine	3-5 Days	Greece	7-10 Days
South Korea	3 Days	Spain	5-7 Days	Myanmar	5-7 Days

Canada	5-7 Days	Germany	5-7 Days	Saudi Arabia	7-10 Days
Portugal	5-7 Days	Australia	5-7 Days	South Africa	7-10 Days
Denmark	5-7 Days	Belgium	5-7 Days	Ukraine	7-10 Days
India	7-10 Days	Qatar	7-10 Days	Poland	5-7 Days
Indonesia	3-5 Days	Morocco	7-10 Days	Pakistan	7-10 Days
Kuwait	7-10 Days	/	/	/	/

⚠ The logistics time is for reference only and is subject to the actual arrival.

3.7. F00RJ00375 Injection Valve Set Packing

Domestic Express Packaging: Usually wrapped in waterproof scotch tape, such as picture No.1.

International Express Packaging: Wrapped with waterproof yellow tape After wrapping the black protective film, such as picture No. 2.

Pallet Shipping: Use fumigation free and recycling trays that meet export requirements, and use white wrapping protective film to wrap and bind with cable ties for the outside, such as picture No. 3,
Also, the products can be packaged according to customers' requirements.

- ⚠ The packing tray is made of plastic and can be recycled.
- ⚠ Transparent tape, yellow tape, black wrapping protective film, white wrapping protective film are non-degradable materials, please dispose of them properly.
- ⚠ Minors are prohibited from using transparent tape, yellow tape, black wrapping protective film, and white wrapping protective film to avoid personal injury.

No.	Image	Name	Description
1		Domestic Express Packaging	Wrapped by Transparent tape
2		International Express Packaging	Wrapped with yellow tape after wrapping black protective film
3		Pallet Shipping	Use pallet that meet export requirements, and use white wrapping protective film to wrap and bind with cable ties


4. Company Information





Pic No.3


4.1. Company Introduction

 **Mob Phone/WeChat:** +86-13410541523


 **HK Telephone:** +852-67653519

 **Telephone:** +86-755-23215133

 **Shenzhen Office:** 11-12, Floor 14, Building 13, Qinchengda Building, Exit A, Honglang North Subway Station, Bao'an District, Shenzhen, China's Mainland

 **Shenzhen Office:** Exit C, Qiao Touxu Metro Station, NO. 66 Chongqing Road, Fuhai Avenue, Bao'an District, Shenzhen, China Mainland

 **Hong Kong Office:** Jianfa Street Industrial Zone, Tuen Mun, New Territories, Hong Kong, China

 **After-sales Service Address:** Please contact our salesmen to obtain and provide the corresponding product maintenance reasons (Reference: [1.7. F00RJ00375 Injection Valve Set Warranty Instructions](#))

4.2. Contact Information

Name	WeChat/ WhatsApp
Ruby	+86-13410541523

5. Copyright Statement

The content on this file "[F00RJ00375 Injection Valve Set Technical File](#)", including text, graphics, images, logos, and any other material, is protected under copyright law and remains the exclusive property of Shenzhen Shumatt Technology Co., Ltd. The content is made available for your personal, non-commercial use only. You are expressly prohibited from copying, reproducing, redistributing, modifying, publishing, transmitting, or using the content for commercial purposes without the prior written consent. Shenzhen Shumatt Technology Co., Ltd reserves the right to modify this copyright notice at any time. By continuing to access the site after such modifications, you agree to be bound by the revised notice.